

UNIWELL POS AUSTRALIA SELF HELP


TIPS



Details	Description
Revision No.	20210216
Hardware / Firmware	All HX Models – V4.00 to Current
Equipment	Uniwell POS Terminal
Author	GD

Requirements	Description
Pre Requisites	Display Programming
Duration	Expected time to complete
Related Documents	
Additional Information	None

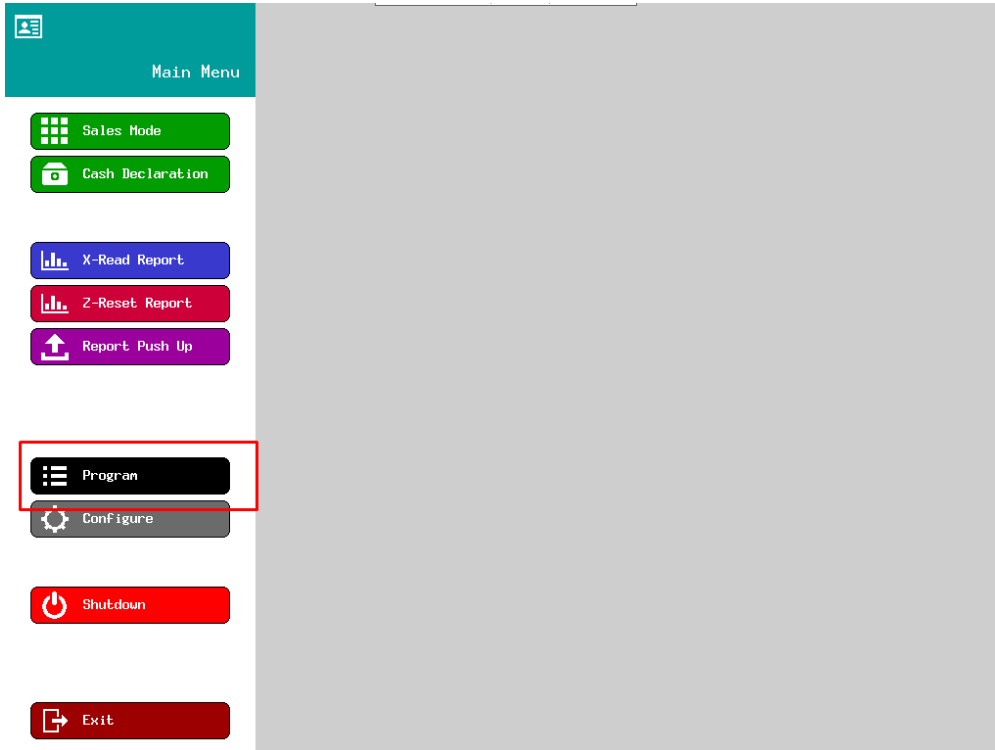
Outcome

 Add a tip at the end of the sale

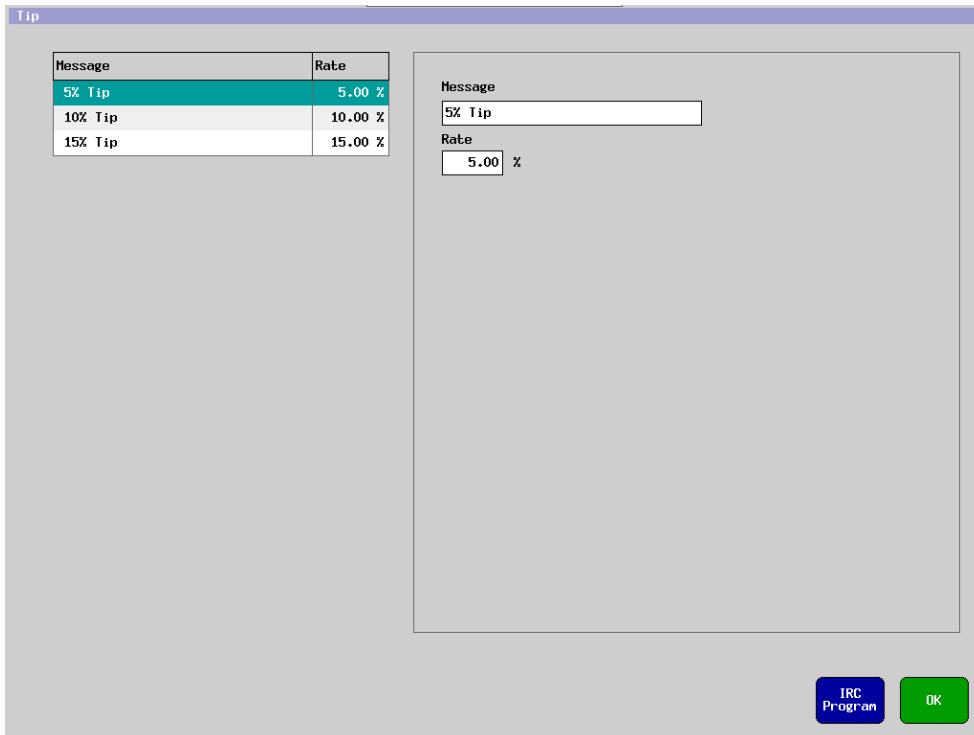
Create 3 preset percentage amounts, manual percentage amount or fixed dollar amount in the form of a tip to add to the sale.

***** Start Of Self Help Instructions *****

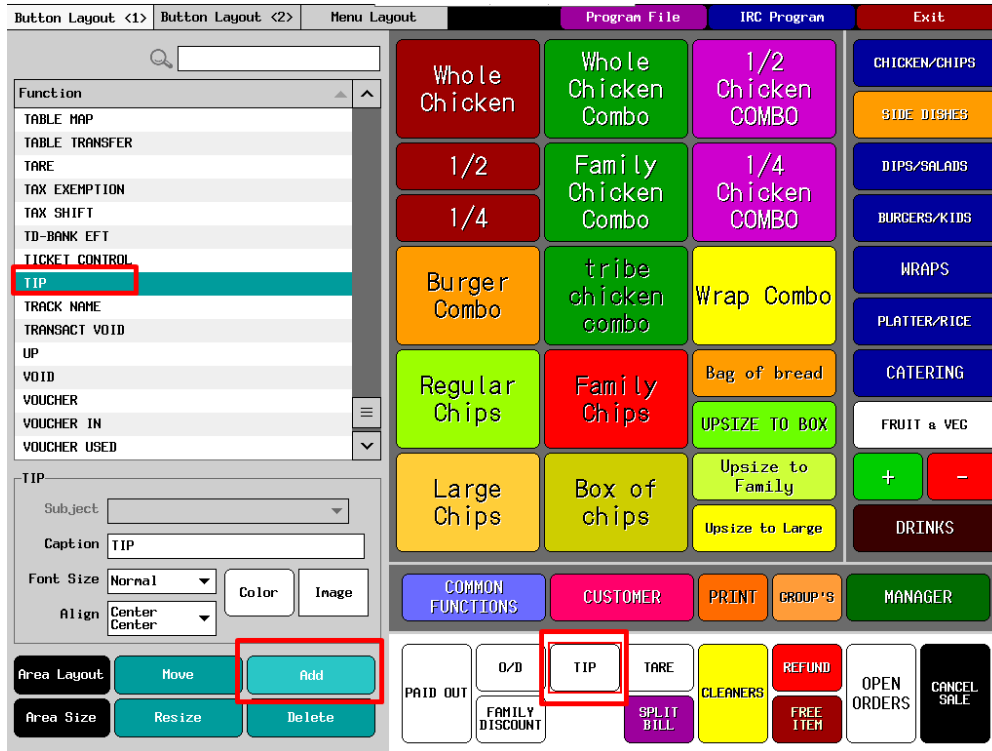
1. Exit sales screen and Select the PROGRAM button.



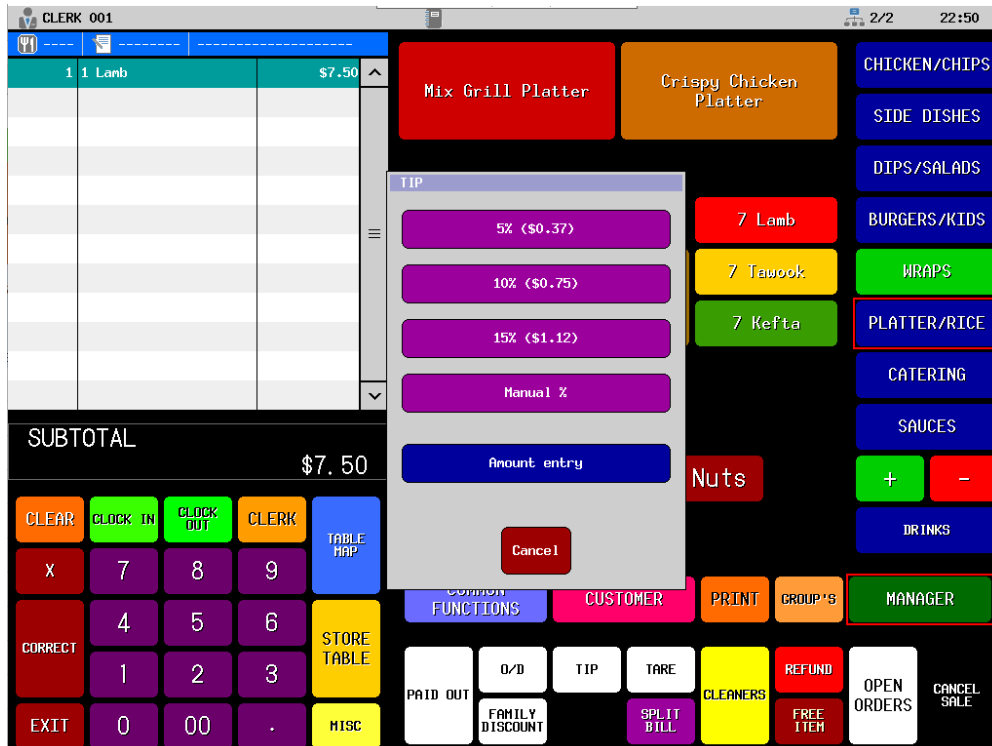
2. Press on RATE/AMOUNT→TIP. Enter the desired message as well as the rate as a percentage. Once complete press OK to save and exit.



- Press 'DISPLAY' → SCREEN LAYOUT and assign the 'TIP' button on the screen from the list of functions on the left side.



- In the sales screen, select TIP prior to finalizing the sale, a flyout window will display 5 options. Select a value and tender the sale.



5. The Tip amounts will be displayed on the end of day report showing the qty of tips received throughout this period and the total amount.

Description	Quantity	Value	^
TAXABLE TOTAL		\$846.55	

GST		\$84.65	

TAX TOTAL		\$84.65	

SALES TOTAL			
CASH	11	\$1214.54	

TOTAL		\$1214.54	
DRAWER TOTAL			
CASH	14	\$439.55	

TOTAL		\$439.55	
ROUND DIFFER		\$0.01	
TRANSACTIONS	14		
CORRECTED	2	\$0.00	
TIP %	3	\$9.09	

TOTAL		\$9.09	
GENERAL CLEANERS	2	\$275.00	
SAFE DROP	1	\$500.00	

TOTAL	3	\$775.00	
TAKE AWAY	2	\$29.70	
UBER	1	\$9.90	
CID 1		\$439.55	
CID 2		\$0.00	
ALL TRACKS	2	\$22.25	

GRAND TOTAL1		\$1197.38	
GRAND TOTAL2		\$1197.38	

CLERK 001	X:000035		
047-001-000089-0001		16/02/2021 22:53	∨

- 6.

*** End Of Self Help Instructions ***